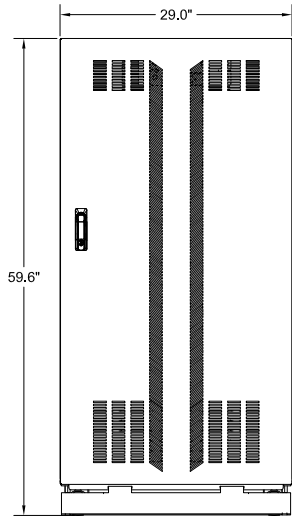
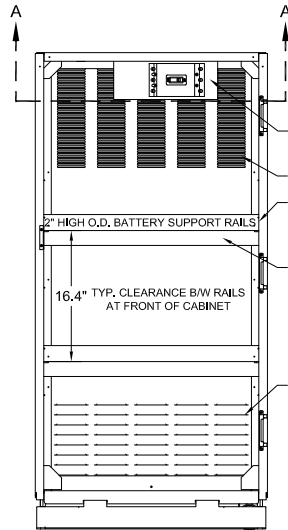


TOP VIEW

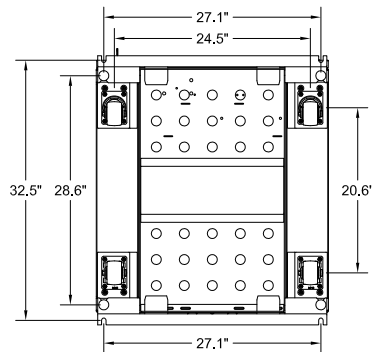


FRONT VIEW



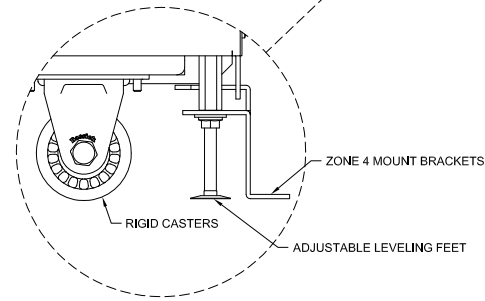
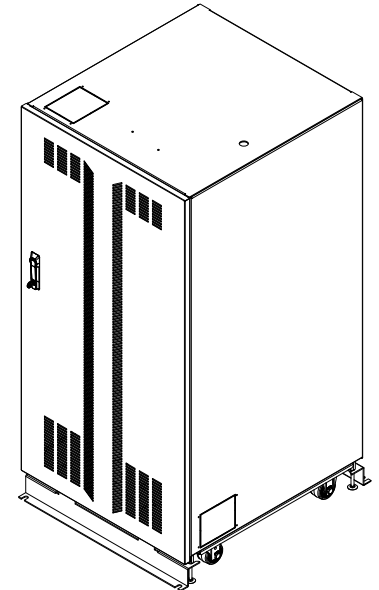
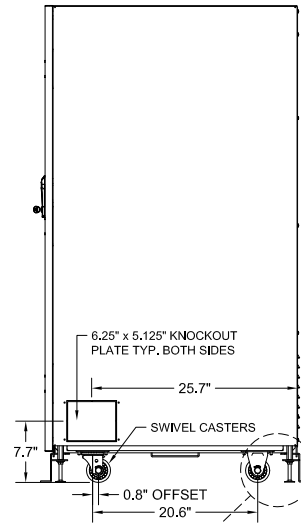
FRONT VIEW (DOOR REMOVED)

- MOUNTING PAN FOR BREAKER, FUSES, TERMINAL BLOCKS, & GROUND LUG.
- VENTILATION CUTOUTS IN REAR COVER
- RAILS TURNED UP IN FRONT OF CABINET TO ALLOW ADDED SPACE FOR INCREASED SAFETY DURING BATTERY MAINTENANCE
- RAILS TURNED DOWN IN REAR OF CABINET TO FACILITATE BATTERY CHANGEOUTS ALLOWING BATTERIES TO SLIDE OUT
- VENTILATION LOUVRES IN REAR COVER



BOTTOM VIEW

RIGHT SIDE VIEW



DETAIL VIEW

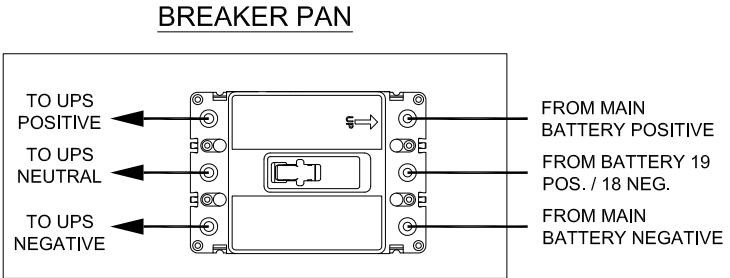
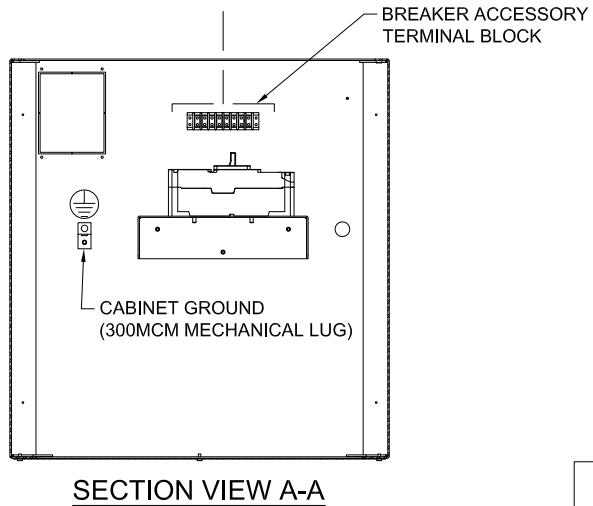
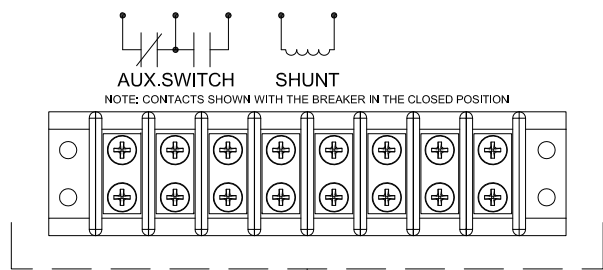
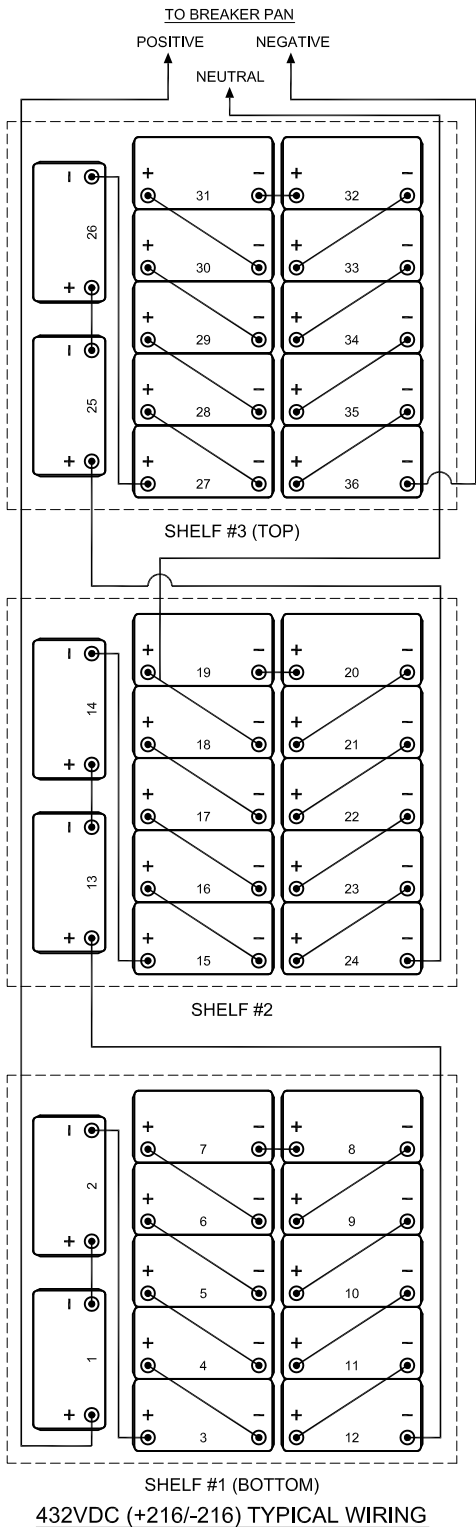
**CABINET NOTES:**

1. NEMA 1 ENCLOSED BATTERY CABINET.
2. FACTORY ASSEMBLED CABINETS ARE LISTED TO UL 1778.
3. HEAVY GUAGE WELDED STEEL CONSTRUCTION.
4. INTERIOR & EXTERIOR FINISH IS BLACK SAND TEXTURE POWDER COAT, OVEN BAKED FOR CHIP & CORROSION RESISTANT FINISH.
5. FOR EASE OF CONDUIT INSTALLATION, (1) 6.25"x5.125", 16 GAUGE CONDUIT KNOCKOUT PLATE IS PROVIDED TO REPLACE ONE OF THE 10 GAUGE KNOCKOUTS IN THE CABINET.
6. BATTERIES CAN BE ACCESSED FROM THE FRONT AND REAR OF THE CABINET.
7. CABINET IS SUPPLIED ON SKID WITH HEAVY DUTY RAMP FOR EASY UNLOADING. CABINET IS TO BE MOVED USING THE CABINET CASTERS.

<b>BC27 BATTERY CABINET</b>			
FOR USE W/ POWERVER 3200 SERIES 30-40 KVA UPS			
<b>MECHANICAL DRAWING</b>			
DIMENSIONS ARE IN INCHES	TOLERANCES:	INITIALS	DATE
DECIMALS: .XX ±.13	ANGLES: ±1°	DRAWN JRL	09/16/11
.XXX ±.062		CHECKED CH	09/16/11
MATERIAL: SEE NOTES		FINISH: SEE NOTES	
CAD GENERATED DRAWING DO NOT MANUALLY UPDATE		SCALE: SEE NOTES	
NTS	REV: 1	SHEET 1 OF 2	

**C&C POWER**  
ENGINEERED POWER PRODUCTS  
949 N. Larch Ave. - Elmhurst, IL 60126  
© 2011 C&C POWER, INC.  
ALL RIGHTS RESERVED

DRAWING # 91425-BC27-2 REV 1



- ELECTRICAL NOTES:**
1. ALL INTERNAL WIRING IS UL LISTED, MTW, STYLE, 105C, EXTRA FLEXIBLE CABLE.
  2. BREAKER IS UL LISTED.
  3. BATTERY CABINETS WITH BREAKERS ARE SHIPPED WITH BREAKER IN THE OFF/OPEN POSITION.
  4. CABLES FROM BATTERY CABINET TO UPS SYSTEM ARE SUPPLIED BY OTHERS.
  5. GROUND CONNECTION IS #6-300MCM MECHANICAL LUG.

<b>BC27 BATTERY CABINET</b>			
FOR USE W/ POWERVAR 3200 SERIES 30-40 KVA UPS			
<b>ELECTRICAL DRAWING</b>			
DIMENSIONS ARE IN INCHES	INITIALS	DATE	THE INFORMATION CONTAINED IN THIS DRAWING IS THE SOLE PROPERTY OF C&C POWER, INC. ANY REPRODUCTION WITHOUT THE WRITTEN CONSENT OF C&C POWER, INC IS PROHIBITED.
TOLERANCES:	DRAWN	09/16/11	
DECIMALS: .XX ±.13 .XXX ±.062	JRL CHECKED CH		
MATERIAL: SEE NOTES			
FINISH: SEE NOTES			
CAD GENERATED DRAWING DO NOT MANUALLY UPDATE			
SCALE: NTS	SIZE: A	REV: 1	SHEET 2 OF 2

**C&C POWER**  
ENGINEERED POWER PRODUCTS  
949 N. Larch Ave. - Elmhurst, IL 60126  
© 2011 C&C POWER, INC.  
ALL RIGHTS RESERVED